

← → ↻

https://www.ets.org/toefl.html

☆ 📄 ⋮

HOME GRE PRAXIS TOEIC **TOEFL** ALL PRODUCTS

ENGLISH | CONTACT Login / Register

ETS TOEFL

TEST TAKERS

SCORE USERS

TEACHERS, ADVISORS & AGENTS

TOEFL RESEARCH

GRANTS & AWARDS

🔍

ETS Home > TOEFL

The **TOEFL**® tests prepare students for university study, immigration and more.

I am a test taker

Select


I am a score user

Select

I am a teacher, advisor or agent

Select

TOEFL FAMILY OF PRODUCTS



TOEFL iBT

TOEFL Essentials

TOEFL Primary®


TOEFL Junior®

TOEFL ITP®


FEATURED NEWS

The TOEFL iBT is changing. What does that mean for you?

Learn More



⏪ ⏩






TOEFL RESEARCH

TOEFL® Steps: Building the Learning Path of the TOEFL Family of Assessments

[Learn More](#)

[All Research](#)



GET THE LATEST FROM TOEFL



FACEBOOK



INSTAGRAM



LINKEDIN



WECHAT



WEIBO



ZHIHU



NAVER



YOUTUBE



TIKTOK



ETS

[About ETS](#)

[Careers](#)

[Contact Us](#)

[Disabilities](#)

[Diversity, Equity, Inclusion And Belonging](#)

[News & Insights](#)

[Research](#)

Solutions

[Educator Licensure](#)

[Higher Education](#)

[K-12 Student Programs](#)

Products

[GRE](#)

[Praxis](#)

[TOEFL](#)

[TOEIC](#)

[View All](#)

Follow ETS:

Copyright © 2023 by ETS. All rights reserved. All trademarks are property of their respective owners. [Legal](#) | [Privacy & Security](#) | [ETS Trademarks](#) | [Cookies Settings](#)

[Need TOEFL Help?](#)




TOEFL RESEARCH

TOEFL® Steps: Building the Learning Path of the TOEFL Family of Assessments

[Learn More](#)

[All Research](#)



GET THE LATEST FROM TOEFL



FACEBOOK



INSTAGRAM



LINKEDIN



WECHAT



WEIBO



ZHIHU



NAVER



YOUTUBE



TIKTOK



ETS

[About ETS](#)

[Careers](#)

[Contact Us](#)

[Disabilities](#)

[Diversity, Equity, Inclusion And Belonging](#)

[News & Insights](#)

[Research](#)

Solutions

[Educator Licensure](#)

[Higher Education](#)

[K-12 Student Programs](#)

Products

[GRE](#)

[Praxis](#)

[TOEFL](#)

[TOEIC](#)

[View All](#)

Follow ETS:

Copyright © 2023 by ETS. All rights reserved. All trademarks are property of their respective owners. [Legal](#) | [Privacy & Security](#) | [ETS Trademarks](#) | [Cookies Settings](#)



Need TOEFL Help?



ETS

- [About ETS](#)
- [Careers](#)
- [Contact Us](#)
- [Disabilities](#)
- [Diversity, Equity, Inclusion And Belonging](#)
- [News & Insights](#)
- [Research](#)

Solutions

- [Educator Licensure](#)
- [Higher Education](#)
- [K-12 Student Programs](#)

Products

- [GRE](#)
- [Praxis](#)
- [TOEFL](#)
- [TOEIC](#)
- [View All](#)

Follow ETS:  

Copyright © 2023 by ETS. All rights reserved. All trademarks are property of their respective owners. [Legal](#) | [Privacy & Security](#) | [ETS Trademarks](#) | [Cookies Settings](#)

requirements, policies and procedures

- [TOEFL iBT® Bulletin Supplement for Test Takers with Disabilities or Health-related Needs \(PDF\)](#) — contact information, procedures and forms for requesting testing accommodations

Stay informed

Join our [TOEFL® test-taker mailing list](#) to receive the latest updates, test information, study tips, promotions and more.



ETS

[About ETS](#)
[Careers](#)
[Contact Us](#)
[Disabilities](#)
[Diversity, Equity, Inclusion And Belonging](#)
[News & Insights](#)
[Research](#)

Solutions

[Educator Licensure](#)
[Higher Education](#)
[K-12 Student Programs](#)

Products

[GRE](#)
[Praxis](#)
[TOEFL](#)
[TOEIC](#)
[View All](#)

Follow ETS: [X](#) [in](#)

Copyright © 2023 by ETS. All rights reserved. All trademarks are property of their respective owners. [Legal](#) | [Privacy & Security](#) | [ETS Trademarks](#) | [Cookies Settings](#)

Careers

Higher Education

Praxis

Contact Us

K-12 Student Programs

TOEFL

Disabilities

TOEIC

Diversity, Equity, Inclusion And Belonging

View All

News & Insights

Research

ETS TOEFL

RESOURCES

WHERE TO STUDY

REGISTRATION

TEST DAY

SCORES

HOMEGREPRAXISTOEICTOEFLALL PRODUCTS

ENGLISHCONTACTLogin / Register

Q

ETS Home > TOEFL > Test Takers > TOEFL iBT Test > Testing Options

TOEFL iBT® Test

The premier test of academic English communication

Learn more by selecting any step in your TOEFL iBT® journey.

Where to Study

Schedule Your Test

Prepare for the Test

On Test Day

Scores

TOEFL iBT Testing Options

The TOEFL iBT test is offered three different ways, so you can choose the best option to fit your needs and preferences.

Test at a test center

If you prefer a traditional test environment, a test center is the best option for you.

- **Availability:** Available [worldwide](#) at thousands of authorized TOEFL iBT test centers.
- **Test day:** Visit [What to Expect on Test Day](#) to see a video about checking in and other test center procedures you'll experience on test day.
- **Dates:** Offered more than 60 times a year.

Find a Test Center

Test at home

The TOEFL iBT Home Edition is the same TOEFL iBT test you would take at a test center, just taken from the privacy of your own home and monitored online by a human proctor. It's trusted and accepted by universities worldwide.

- **Availability:** Available worldwide.
- **Requirements:** Make sure you meet the [Environment and Equipment requirements](#) for at home testing **before** you register.
- **Test day:** Learn [what to expect on test day](#).
- **Dates:** Available 24 hours a day, 4 days a week, with appointments available as early as 24 hours after you register.

Schedule Your Test

Test on paper

The Paper Edition measures the same four skills, but you'll take it in two sessions. Learn more about [the test content for the Paper Edition](#).

- **Test sessions:**
 - Reading, Listening, and Writing sections: **on paper at a test center**.
 - Speaking section: **at home on your computer** within 3 days after the paper sections. Your Speaking session will be monitored online by a human proctor.
- **Availability:** Available in Colombia, India, Mexico and the United States. More countries will be added in the future.
- **Requirements:** Make sure you meet the [Environment and Equipment requirements](#) for at home testing **before** you register.
- **Test day:** Review [On Test Day information](#) for both at home testing and test center testing.
- **Dates:** Offered one to two times a month. When you to register, you'll make two appointments: one at your local test center and the other at home.

Schedule Your Test

Mainland China (not Hong Kong, Macau or Taiwan)

To register in Mainland China, and for information, policies and procedures specific to this location, visit one of the sites below:

- TOEFL iBT test in a test center: Visit <https://toefl.neea.cn>.
- TOEFL iBT Home Edition: Visit <https://toefl.cn/at-home>.



ETS

- [About ETS](#)
- [Careers](#)
- [Contact Us](#)
- [Disabilities](#)
- [Diversity, Equity, Inclusion And Belonging](#)
- [News & Insights](#)
- [Research](#)

Solutions

- [Educator Licensure](#)
- [Higher Education](#)
- [K-12 Student Programs](#)

Products

- [GRE](#)
- [Praxis](#)
- [TOEFL](#)
- [TOEIC](#)
- [View All](#)

ETS TOEFL

RESOURCES

WHERE TO STUDY

REGISTRATION

TEST DAY

SCORES

HOMEGREPRAXISTOEIC**TOEFL**ALL PRODUCTS

ENGLISHCONTACTLogin / Register

ETS Home > TOEFL > Test Takers > TOEFL iBT Test > Prepare for the Test > Practice Tests

TOEFL iBT® Test

The premier test of academic English communication

Learn more by selecting any step in your TOEFL iBT® journey.

Where to Study


Schedule Your Test

Prepare for the Test


On Test Day

Scores

TOEFL iBT Practice Tests and Sets



As of July 26, 2023, the TOEFL iBT test taken at a test center or at home contains a more modern and concise Writing task, called “Writing for an Academic Discussion,” that replaces the Independent Writing task. All other TOEFL iBT question types will remain the same. Therefore, you can use all existing prep materials.



TOEFL® Practice Online

Experience what it's like to take the real TOEFL iBT test.

- Review and answer authentic test questions
- Receive scores and performance feedback within 24 hours
- Choose from volumes that include complete tests, half tests or speaking tests.

You can save on TOEFL Practice Online tests and more when you buy [TOEFL Value Packs](#).


To purchase TOEFL Practice Online in the Republic of Korea, please visit www.toefltpo.com

All available volumes contain information and sample questions for the new Writing for an Academic Discussion task. Outside of this one task, you can still use all other previously purchased volumes to prepare for test day.

System requirements for TOEFL Practice Online

+

Buy TOEFL Practice Online Volumes




TOEFL iBT® Free Practice Test

Take a full practice test with all four sections and real past test questions. Practice as often as you like!

- View correct answers in the Reading and Listening sections.
- Listen to sample Speaking responses.
- Read sample Writing responses.
- Includes the new Writing for an Academic Discussion task

[Download \(PDF\)](#) | **File Size:** 68.6kb

Launch the TOEFL iBT Free Practice Test



TOEFL iBT® Practice Sets

Practice for each section of the test with free sets of TOEFL iBT questions from previous tests. Writing Practice Sets include new Writing for an Academic Discussion task where applicable.

- [TOEFL iBT Reading Practice Sets \(PDF\)](#)
- [Download TOEFL iBT Listening Practice Sets with audio tracks \(zip\)](#)
- [TOEFL iBT Speaking Practice Sets \(PDF\)](#)
- [TOEFL iBT Writing Practice Sets \(PDF\)](#)
- [TOEFL iBT Writing Practice Sets – Paper Edition \(PDF\)](#)

Writing for an Academic Discussion Practice Questions

A new Writing task, "Writing for an Academic Discussion," has replaced the Independent Writing task. Practice as much as you'd like with the free questions below to feel comfortable and confident on test day!

After responding to each question, you'll receive an immediate, unofficial, AI-generated score to gauge your performance. For an optimal experience, we recommend using a desktop or laptop computer.

Writing for an Academic Discussion practice questions

Question 1

Question 4

Question 7

Question 10

Question 13

Question 16

Question 19

Question 22

Question 25

Question 28

Question 2

Question 5

Question 8

Question 11

Question 14

Question 17

Question 20

Question 23

Question 26

Question 3

Question 6

Question 9

Question 12

Question 15

Question 18

Question 21

Question 24

Question 27


Selecting and answering the practice questions

- When selected, the question will open in a new browser tab, and users will be prompted to type their response.
- After a response is provided and the score is displayed to the practice question, the browser tab must be closed before selecting another practice question.

System requirements for Writing for an Academic Discussion practice questions

Troubleshooting tips

Scoring for Writing for an Academic Discussion practice questions



TOEFL iBT® Paper Edition Practice Test

This free practice test uses real TOEFL iBT past test questions for the Reading, Listening, and Writing sections.

- same paper-delivered format you'll experience on test day
- includes all audio files and transcripts

[Download the TOEFL iBT Paper Edition Practice Test \(zip\)](#)

You'll take the Speaking section of the Paper Edition test at home on your computer. You can practice for the Speaking section using the [TOEFL iBT Speaking Practice Sets \(PDF\)](#)

Test prep in accessible formats



All of our digital test prep is accessible, but we also offer some of our practice tests in specific formats such as large print.

Explore test prep in accessible formats



- ETS
- About ETS

Careers

Contact Us

Disabilities

Diversity, Equity, Inclusion And Belonging

News & Insights

Research

- Solutions
- Educator Licensure

Higher Education

K-12 Student Programs

- Products
- GRE

Praxis

TOEFL

TOEIC

View All

ETS TOEFL

RESOURCES

WHERE TO STUDY

REGISTRATION

TEST DAY

SCORES

HOMEGREPRAXISTOEIC**TOEFL**ALL PRODUCTS

ENGLISHCONTACTLogin / Register

ETS Home > TOEFL > Test Takers > TOEFL iBT Test > Prepare for the Test > Practice Tests

TOEFL iBT® Test

The premier test of academic English communication

Learn more by selecting any step in your TOEFL iBT® journey.

Where to Study


Schedule Your Test

Prepare for the Test


On Test Day

Scores

TOEFL iBT Practice Tests and Sets



As of July 26, 2023, the TOEFL iBT test taken at a test center or at home contains a more modern and concise Writing task, called "Writing for an Academic Discussion," that replaces the Independent Writing task. All other TOEFL iBT question types will remain the same. Therefore, you can use all existing prep materials.



TOEFL® Practice Online

Experience what it's like to take the real TOEFL iBT test.


- Review and answer authentic test questions
- Receive scores and performance feedback within 24 hours
- Choose from volumes that include complete tests, half tests or speaking tests.

You can save on TOEFL Practice Online tests and more when you buy [TOEFL Value Packs](#).

To purchase TOEFL Practice Online in the Republic of Korea, please visit www.toefltpo.com

All available volumes contain information and sample questions for the new Writing for an Academic Discussion task. Outside of this one task, you can still use all other previously purchased volumes to prepare for test day.

System requirements for TOEFL Practice Online



Be sure to review the system requirements carefully. There are no refunds or returns for test prep materials.

Operating Systems

- Mac® OS Sierra 10.12 and Safari® 11 or higher
- Microsoft® Windows® 8.1+ and Microsoft Edge


Browsers

- Mac: Safari 10.1 or higher, Firefox® or Google Chrome™
- Windows: Internet Explorer® 11.0 or higher, Microsoft Edge®, Google Chrome or Firefox


Additional Requirements

- Installation of TOEFL Practice Online Browser for Microsoft Windows or Mac OS (this will launch automatically When you start a test)
- A headset and a non-voice activated microphone are recommended for the Speaking section. Mac users may also use the internal speakers and microphone located in the computer.

Buy TOEFL Practice Online Volumes



TOEFL iBT® Free Practice Test



Take a full practice test with all four sections and real past test questions. Practice as often as you like!

- View correct answers in the Reading and Listening sections.
- Listen to sample Speaking responses.
- Read sample Writing responses.
- Includes the new Writing for an Academic Discussion task

[Download \(PDF\)](#) | **File Size:** 68.6kb

[Launch the TOEFL iBT Free Practice Test](#)



TOEFL iBT® Practice Sets

Practice for each section of the test with free sets of TOEFL iBT questions from previous tests. Writing Practice Sets include new Writing for an Academic Discussion task where applicable.

- [TOEFL iBT Reading Practice Sets \(PDF\)](#)
- [Download TOEFL iBT Listening Practice Sets with audio tracks \(zip\)](#)
- [TOEFL iBT Speaking Practice Sets \(PDF\)](#)
- [TOEFL iBT Writing Practice Sets \(PDF\)](#)
- [TOEFL iBT Writing Practice Sets – Paper Edition \(PDF\)](#)

Writing for an Academic Discussion Practice Questions

A new Writing task, “Writing for an Academic Discussion,” has replaced the Independent Writing task. Practice as much as you’d like with the free questions below to feel comfortable and confident on test day!

After responding to each question, you’ll receive an immediate, unofficial, AI-generated score to gauge your performance. For an optimal experience, we recommend using a desktop or laptop computer.

Writing for an Academic Discussion practice questions

Question 1	Question 2	Question 3
Question 4	Question 5	Question 6
Question 7	Question 8	Question 9
Question 10	Question 11	Question 12
Question 13	Question 14	Question 15
Question 16	Question 17	Question 18
Question 19	Question 20	Question 21
Question 22	Question 23	Question 24
Question 25	Question 26	Question 27
Question 28		

Selecting and answering the practice questions

- When selected, the question will open in a new browser tab, and users will be prompted to type their response.
- After a response is provided and the score is displayed to the practice question, the browser tab must be closed before selecting another practice question.

System requirements for Writing for an Academic Discussion practice questions

These questions simulate the enhanced TOEFL iBT testing experience. For an optimal experience, we recommend using a desktop or laptop computer with Google Chrome 104+, Mozilla Firefox 64+ or Apple Safari.

Windows

Requirement	Details
Devices	Microsoft® Windows desktop and laptop
Operating Systems	Microsoft Windows 11,10, 8.1 (32-bit and 64-bit)
Browsers	For a test experience that most closely simulates the actual test, the following system requirements and settings are recommended. <ul style="list-style-type: none">• Google Chrome recommended in full-screen mode at 100% zoom. Firefox 64+, Google Chrome 104+ also supported.• JavaScript® enabled• Popup blockers disabled• Clear browser history/cache
Display settings	<ul style="list-style-type: none">• Minimum 1280 x 1024 screen resolution• Default font size• ClearType enabled• Single monitor display (dual displays not supported)

Mac®

Requirement	Details
-------------	---------

Devices	Mac desktop and laptop
Operating Systems	Mac OS X 10.13 or higher
Browsers	For a test experience that most closely simulates the actual test, the following system requirements and settings are recommended. <ul style="list-style-type: none">• Safari 12+ recommended in full screen mode at 100% zoom• JavaScript enabled• Pop-up blockers disabled• Clear browser history/cache
Display settings	<ul style="list-style-type: none">• Minimum 1280 x 1024 screen resolution• Single monitor display (dual displays not supported)

Troubleshooting tips

If you receive an error message after submitting a practice question response, make sure:

- additional tabs containing practice items are closed; only one practice question can be open at a time
- you haven't submitted any special characters (i.e., \$&^#), nonsense or completely off-topic responses
- your responses aren't exceptionally short or exceptionally long; a good response should be around 100 words

If you're still receiving an error message after the troubleshooting tips have been applied, this could be due to technical issues, including slow load times or an unusually high volume of users. If this occurs, please try again later.


Scoring for Writing for an Academic Discussion practice questions

After submitting a response to a practice question, an immediate AI-generated score will be displayed. This score is unofficial and serves as an approximate score test takers might receive. On the real TOEFL iBT test, all answers are reviewed by AI and humans for the highest level of accuracy.

Practice questions scoring guide

The table below provides score descriptors for performance on these "Writing for an Academic Discussion" practice questions.

Writing Skills	Level	Your Performance
Writing for an Academic Discussion	Good (4.0–5.0)	You made a well-supported, relevant contribution to the discussion, and your ideas are easy to understand. Weaknesses, if there are any, might have to do with: <ul style="list-style-type: none">• use of English that is occasionally ungrammatical, unclear or unidiomatic• the elaboration of your viewpoint needing a little more detail or explanation
Writing for an Academic Discussion	Fair (2.5–3.5)	You made a mostly relevant contribution to the discussion and your ideas are mostly understandable, but your response displays weaknesses such as: <ul style="list-style-type: none">• the support for your viewpoint is sometimes unclear, irrelevant or missing an important example or detail• you made some noticeable grammatical mistakes, used incorrect words or did not display sufficient variety in grammar structures and vocabulary
Writing for an Academic Discussion	Limited (1.0–2.0)	You attempted to contribute to the discussion, but your attempt was mostly unsuccessful or ineffective because of deficiencies such as: <ul style="list-style-type: none">• your response is poorly elaborated or its relevance to the discussion is difficult to understand• your response displays serious and/or frequent errors in grammar and vocabulary, or it uses a very limited range of grammar and vocabulary• by using only the same ideas that had been given in another post, you did not contribute to the discussion
Writing for an Academic Discussion	Score of zero	Your response received a score of zero because of one or any of the following: <ul style="list-style-type: none">• it rejects the topic or is otherwise not connected to the topic• it mainly copies words from the question or other posts• it is written in a foreign language or consists of unrelated keystroke characters• it contains too little scorable text to evaluate



TOEFL iBT® Paper Edition Practice Test

This free practice test uses real TOEFL iBT past test questions for the Reading, Listening, and Writing sections.

- same paper-delivered format you'll experience on test day
- includes all audio files and transcripts

[Download the TOEFL iBT Paper Edition Practice Test \(zip\)](#)

You'll take the Speaking section of the Paper Edition test at home on your computer. You can practice for the Speaking section using the [TOEFL iBT Speaking Practice Sets \(PDF\)](#)



All of our digital test prep is accessible, but we also offer some of our practice tests in specific formats such as large print.

[Explore test prep in accessible formats](#)



ETS

[About ETS](#)
[Careers](#)
[Contact Us](#)
[Disabilities](#)
[Diversity, Equity, Inclusion And Belonging](#)
[News & Insights](#)
[Research](#)

Solutions

[Educator Licensure](#)
[Higher Education](#)
[K-12 Student Programs](#)

Products

[GRE](#)
[Praxis](#)
[TOEFL](#)
[TOEIC](#)
[View All](#)

Follow ETS: [X](#) [in](#)

Copyright © 2023 by ETS. All rights reserved. All trademarks are property of their respective owners. [Legal](#) | [Privacy & Security](#) | [ETS Trademarks](#) | [Cookies Settings](#)

ETS TOEFL

RESOURCES

WHERE TO STUDY

REGISTRATION

TEST DAY

SCORES

HOMEGREPRAXISTOEICTOEFLALL PRODUCTS

ENGLISHCONTACTLogin / Register

ETS Home > TOEFL > Test Takers > TOEFL iBT Test > On Test Day > At Home Testing

TOEFL iBT® Test

The premier test of academic English communication

Learn more by selecting any step in your TOEFL iBT® journey.

Where to Study

Schedule Your Test

Prepare for the Test

On Test Day

Scores


Your At Home Test Day

If you're taking the TOEFL iBT Home Edition, or the Paper Edition Speaking section, learn what to expect on test day and what to do before and during your testing session to make sure you have the best experience.

You'll learn:

- how to prepare your testing area
- the check-in process
- how to interact with your test proctor (the person who will be overseeing your test session)
- how to solve and prevent technical issues
- frequently asked questions and troubleshooting


Are you a Test Taker in Mainland China? For policies and procedures specific to Mainland China, visit <https://toefl.cn/at-home>.



Confirm Your Computer Meets the Equipment Requirements

Be sure to review the [Equipment and Environment Requirements](#) before registering for the test. **If your computer doesn't meet the technical requirements on test day, you won't be able to test, and you won't receive a refund or a free reschedule.** If your computer doesn't meet the requirements, consider taking the test at a test center.

At home testing tools




TOEFL iBT® Home Edition Checklist

Review how to register and prepare for at home testing and confirm you meet all testing requirements with this helpful reference checklist.

[Download PDF](#) | File size: 453.6kb

At home testing videos


Watch the videos below to learn what you can expect on test day.



TOEFL At Home Testing

This video walks you through the entire testing process from verifying equipment and environment requirements to what to do after your test session.

[View Transcript](#)



Tech Tips

Get helpful technical tips to follow before and during your test to help avoid issues.

[View Transcript](#)



Getting Assistance During the Test

Learn how to interact with the proctor during your test if you need help.

[View Transcript](#)



ID Requirements and Test Procedures

Before you register, be sure to view the [ID requirements](#) and the [TOEFL iBT® Information Bulletin \(PDF\)](#) for complete instructions for registration, forms, score reporting information, policies and procedures.

Before your test session begins

Prepare your testing area



Checking in



During your test



Interacting with the test proctor



Troubleshooting FAQs: Preventing technical issues before and during your test



¹ Does not apply to the TOEFL iBT Paper Edition.



ETS

[About ETS](#)
[Careers](#)
[Contact Us](#)
[Disabilities](#)
[Diversity, Equity, Inclusion And Belonging](#)
[News & Insights](#)
[Research](#)

Solutions

[Educator Licensure](#)
[Higher Education](#)
[K-12 Student Programs](#)

Products

[GRE](#)
[Praxis](#)
[TOEFL](#)
[TOEIC](#)
[View All](#)

Follow ETS: [X](#) [in](#)

Copyright © 2023 by ETS. All rights reserved. All trademarks are property of their respective owners. [Legal](#) | [Privacy & Security](#) | [ETS Trademarks](#) | [Cookies Settings](#)

ETS TOEFL

RESOURCES

WHERE TO STUDY

REGISTRATION

TEST DAY

SCORES

HOMEGREPRAXISTOEIC**TOEFL**ALL PRODUCTS

ENGLISHCONTACTLogin / Register

ETS Home > TOEFL > Test Takers > TOEFL iBT Test > On Test Day > At Home Testing

TOEFL iBT® Test

The premier test of academic English communication

Learn more by selecting any step in your TOEFL iBT® journey.

Where to Study

Schedule Your Test

Prepare for the Test

On Test Day

Scores

Your At Home Test Day

If you're taking the TOEFL iBT Home Edition, or the Paper Edition Speaking section, learn what to expect on test day and what to do before and during your testing session to make sure you have the best experience.

You'll learn:


- how to prepare your testing area
- the check-in process
- how to interact with your test proctor (the person who will be overseeing your test session)
- how to solve and prevent technical issues
- frequently asked questions and troubleshooting

Are you a Test Taker in Mainland China? For policies and procedures specific to Mainland China, visit <https://toefl.cn/at-home>.

Confirm Your Computer Meets the Equipment Requirements

Be sure to review the [Equipment and Environment Requirements](#) before registering for the test. **If your computer doesn't meet the technical requirements on test day, you won't be able to test, and you won't receive a refund or a free reschedule.** If your computer doesn't meet the requirements, consider taking the test at a test center.

At home testing tools




TOEFL iBT® Home Edition Checklist

Review how to register and prepare for at home testing and confirm you meet all testing requirements with this helpful reference checklist.

[Download PDF](#) | File size: 453.6kb

At home testing videos


Watch the videos below to learn what you can expect on test day.



TOEFL At Home Testing

This video walks you through the entire testing process from verifying equipment and environment requirements to what to do after your test session.

[View Transcript](#)



Tech Tips

Get helpful technical tips to follow before and during your test to help avoid issues.

[View Transcript](#)



Getting Assistance During the Test

Learn how to interact with the proctor during your test if you need help.

[View Transcript](#)



ID Requirements and Test Procedures

Before you register, be sure to view the [ID requirements](#) and the [TOEFL iBT® Information Bulletin \(PDF\)](#) for complete instructions for registration, forms, score reporting information, policies and procedures.

Before your test session begins

Prepare your testing area

- Close all applications and any unnecessary browser windows or tabs on your computer. This can help prevent bandwidth issues while you test.
- Stop, close or shut down any other devices in your household that may use significant internet bandwidth while you're testing.
- Gather the materials you'll need for your test session. These are the only materials permitted:
 - Passport or other acceptable identification. See [ID requirements](#).
 - Acceptable note-taking materials, such as a whiteboard or plastic transparency sheet, that can be erased in view of the proctor
 - Cell phone or handheld mirror for check in (after check in, you should put these away somewhere inaccessible)
- Make sure your testing area meets all [environment requirements](#).
- Make sure you are dressed appropriately, with your ears and face visible to the proctor. Avoid wearing any jewelry or other accessories. Face masks are prohibited during check in or any part of your at home testing experience.

Checking in

The check-in process takes about 20 minutes.

- At your appointment time, click the link to start your test in the confirmation email you received after registering, or in your ETS account. **You'll have 15 minutes after your scheduled start time to begin your check in or your test will be canceled and you won't be refunded.**
- Select "Start Session."
- Show your identification to the test proctor. The name on your identification must match the name that you used when you registered for the test.
- The proctor will request access to your computer screen and ask you to:
 - show your computer screen using a handheld mirror or cell phone.
 - move the camera on your computer to show a 360-degree view of the room, including your tabletop surface and the space below, and any other places in the room the proctor may wish to inspect.
- Immediately before beginning your test, you'll walk through one more Equipment Check with the proctor, who will attempt to assist in troubleshooting any issues.

During your test

To ensure your test day goes well, follow the procedures listed in the *Bulletin*, including the important rules below. If you don't follow these rules, your test scores can be canceled, and your registration fee will not be refunded.

- Don't communicate with anyone other than the proctor.
- Don't use any unauthorized materials, including personal recording devices, mobile devices, smartwatches, prewritten notes or textbooks at any time during the test.
- Certain behaviors will invalidate your test and can result in score cancellation. Avoid the following behaviors:
 - Talking out loud to yourself
 - Looking away from the screen
 - Moving out of view of the camera
 - Taking a break
- Disable any screen-sharing or remote-access software (such as Zoom®, Skype®, TeamViewer®, Microsoft Teams®, Anydesk® and Apple Remote Desktop™) prior to the test. These must remain disabled throughout

- the test. Make absolutely sure that the software won't open automatically during the test.
- You will see instructions about headset checks. Ignore those references, since headsets are not used or allowed when testing at home.

Interacting with the test proctor

- During the test, the proctor will monitor you (via your webcam and your computer screen) to ensure you follow all testing procedures.
- Make sure you can always be seen on camera by the proctor.
- If you need to contact the proctor during your test, speak to get their attention and/or click the chat icon at the lower right of your Guardian Browser screen to open the chat box. It may take 30–60 seconds for the proctor to reply.
- If the proctor is attempting to chat with you, the chat box will open on your screen.

Troubleshooting FAQs: Preventing technical issues before and during your test

Is there anything I can do ahead of time to prevent issues?

- Bandwidth issues can prevent a successful testing experience. Before starting your test, close or shut down any other devices that may be using significant internet bandwidth.
- Close all browsers and applications not needed for the test. This can help prevent bandwidth issues while you test.
- Disable any screen-sharing or remote-access software prior to the test. You'll need to keep it disabled throughout the test and set it so the software won't open automatically during the test.

For additional information and troubleshooting help, visit the [Equipment and Environment Requirements](#) page.

What if I have an issue right before my test starts?

Your equipment will be checked again right before you test. The test proctor will tell you if there are any issues and you'll have an opportunity to resolve those issues before the test begins.

If I have a technical issue, will my start time be extended?

Your equipment will be checked by the proctor before you begin the test. The timer for your test will not start until after your equipment is checked and you begin the test.

What if I have a technical issue during my test?

If you have a technical issue during your test, speak and wave to get the proctor's attention. If you still have internet access but have been disconnected from the test, notify the proctor via the chat function. You'll see the chat icon on the lower right of your Guardian Browser screen.

What if I lose internet during the test?

If you lose your internet connection momentarily, you'll automatically be reconnected to the proctor when your connection is restored. If your exam can be reopened, your proctor will do so for you.

If you can't reconnect and speak to the proctor via the chat function, call **1-855-772-8678** for assistance.

¹ Does not apply to the TOEFL iBT Paper Edition.



ETS

About ETS
Careers
Contact Us
Disabilities
Diversity, Equity, Inclusion And Belonging
News & Insights

Solutions

Educator Licensure
Higher Education
K–12 Student Programs

Products

GRE
Praxis
TOEFL
TOEIC
View All

